

"MAY 2022"

# OVERVIEW OF THAILAND ROBOT INDUSTRY

HS-CODE

84795000

Industrial robots, not elsewhere specified or included.

84289020

Automated machines for the transport, handling and storage of printed circuit boards, printed wiring boards or printed circuit assemblies.

Explanation : MoM (Month on Month), YoY (Year on Year)

"May 2022"


TRADE BALANCE

-213

Millions THB.

%Growth

47.36% (MoM) -21.06% (YoY)




EXPORT

21.8 Millions THB.

%Growth

-34.6% (MoM) -17.4% (YoY)



TOP 5

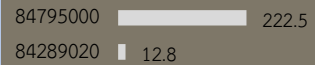
1. USA 20.6, 94%
2. Australia 0.5, 2%
3. Laos 2.2, 2%
4. Japan 1.1, 1%
5. Cambodia 0.03, 1%

IMPORT

235.3 Millions THB.

%Growth

32 % (MoM) -20.7% YoY



TOP 5

1. Japan 76.0, 32%
2. China 69.6, 30%
3. Norway 48.4, 21%
4. Singapore 13.4, 6%
5. Germany 8.9, 4%

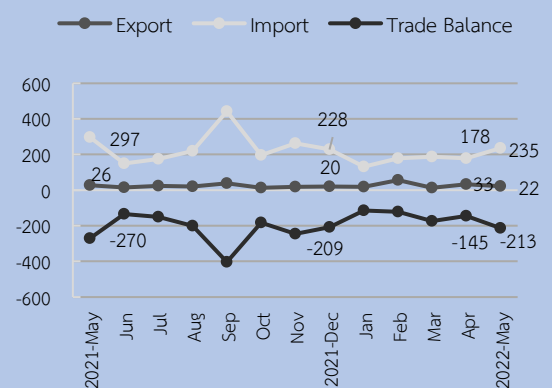
Year

Millions THB.



Month

Millions THB.



ข้อมูลสถิติ : กรมศุลกากร  
รูปภาพ : [www.flaticon.com](http://www.flaticon.com), [www.freepik.com](http://www.freepik.com)  
[www.Pinterest.com](http://www.Pinterest.com)

วิเคราะห์ข้อมูลโดย ศูนย์วิเคราะห์ข้อมูลเชิงลึกอุตสาหกรรม สถาบันไทย-เยอรมัน  
ผู้จัดทำ 1. ศิโรรัตน์ สุภาษา  
2. กนิษฐา ศรีนิล